



# DISASTER PLANNING

---

**Resources for Small Museums and Archives**



**Community Heritage Field Guide**



## ACKNOWLEDGMENTS

This guide was prepared by the Quebec Anglophone Heritage Network (QAHN) as part of the Mentorship, Assistance and Training for Community Heritage (MATCH) program. Thanks to Rachel Lambie and the Lac-Brome Museum for contributing research, inspiration, and translations. Thanks as well to the Centre de Conservation du Québec ([ccq.gouv.qc.ca](http://ccq.gouv.qc.ca)) for French-language materials which were the inspiration and basis of the triage tree, and guidance contained in the directory and pocket guide. Financial support of the Secrétariat aux relations avec les Québécois d'expression anglaise is gratefully acknowledged.

Texts: Dwane Wilkin, Corrinna Pole, Rachel Lambie

Cover: Archeologist Working Late Night in Office by Elnur, Free Content License

Back: Quebec on Map by Lara Jameson, Pexels

COPYRIGHT QAHN, 2024



# Contents



About this Resource	04
Emergency Plan Pocket Guide	06
Collections Triage	10
Telephone Tree	12
Services and Suppliers List	14





## About this Resource

Every disaster is different. But all disasters can **damage or destroy community heritage.**

Whether it's a flood, fire, or another unexpected event, planning ahead increases the chances of your organization minimizing or even preventing catastrophic loss.

To stay prepared, it's a good idea to regularly practice your disaster response plans. Emergency drills, like fire drills, help ensure that no one is caught off guard and that every team member knows what to do when an actual emergency happens.

With a clear plan, your team can make the right decisions at the right time, using resources effectively to reduce the impact of all types of emergencies and recover more quickly.

When disasters strike, museum and archives workers need to act fast to save collections. However, **human safety always comes first, so contacting emergency services should always be your first step.**

This guide is designed to help staff and volunteers respond quickly and efficiently to threats caused by an emergency.

It includes the following tools to help your team take action, prioritize collections, and save valuable time:

## 1 | Emergency Plan Pocket Guide

Details to create a concise, portable reference guide for your organization's use during emergencies with essential contact information, step-by-step emergency procedures, and key resources to help staff respond effectively to crises.



## 2 | Collections Triage

A visual decision grid to help teams protect or salvage moisture-exposed items based on material type, recommending air drying, controlled drying, freezing, or freeze-drying.

## 3 | Telephone Tree

A customizable list to ensure all your key personnel and external contacts can be reached in an emergency. This helps maintain clear communication, enabling a coordinated response that can make a significant difference in a crisis.

## 4 | Services and Suppliers List:

A curated list of experts and suppliers for recovery tools and services. TIP: It's worth noting that while museum-grade materials can be costly, many essential items are available at local hardware stores!

This booklet aims to be an essential part of your disaster planning kit, helping you make quick, informed decisions in the aftermath of a disaster. Personalize it for your organization with notes and information tailored to your needs.

With the right knowledge and tools, even the smallest museum and archive can successfully protect and preserve their collections during an emergency, ensuring they are safeguarded for the future.



# Emergency Plan Pocket Guide

An emergency plan pocket guide equips your team with the essential actions they should take and people they should contact during the initial stages of a crisis.



While not a replacement for a comprehensive plan, the Pocket Response Plan (PReP), developed by the U.S.-based Council of State Archivists (CoSA), distills the most critical tasks to be undertaken in the first minutes and hours after an event, especially when staff members are away from their usual workspaces.

These micro-emergency plans are meant to be tailored to each institution and its team members. When instituting a disaster emergency plan, it is important to confirm with each member of the team what their role should be. All PRePs for an institution should have the same person assigned to their role (it shouldn't differ from paper to paper).

# How to use the PReP

## Side A (Communications):

The first side is used to collect essential contact information for key personnel and organizations you must talk to in the first minutes and hours after an emergency: staff, first responders, facility managers, utilities, public services, vendors, assistance organizations, etc. Since emergencies rarely happen when everyone is around; it's a good idea to include several methods of contact (home phone, cell, office, email) for each, especially senior staff and volunteers who will need to be informed immediately.

## Side B (Actions):

On this side, you'll provide step-by-step instructions for personnel responding to a disaster affecting your institution. Ideally, these steps should already be defined in the disaster plan.

Remember, **the PReP is NOT a substitute for a comprehensive emergency plan**, it is a starting point. It should distill the most critical tasks to be taken in the first minutes and hours after an event occurs, especially those that occur when staff members are away from their offices.

On the following pages we've supplied a version of the pocket guide for this booklet which you can fill out by hand. This version uses the 2024 general template from the Council of State Archivists, and incorporates contact information and salvage actions recommended by the Centre de Conservation du Québec.



### Get Your Pocket Plan!

Download a customizable pocket plan from QAHN's Resource Hub

[bit.ly/QAHNhub](https://bit.ly/QAHNhub)

Click here if you're viewing a PDF.

### Having trouble?


Email us at [home@qahn.org](mailto:home@qahn.org).

Pocket Response Plan™ (Prep™)	FIRST RESPONDERS &	FACILITY	MUTUAL AID PARTNERS	CONSERVATORS/RESTORERS	OTHER CONTACTS
<b>INSTITUTIONAL CONTACTS</b>	Police Fire Emergency/Medical/Ambulance Service Sûreté du Québec 1-800-461-2131 Security	Building Manager Building Staff		Centre de conservation du Québec 418-643-7001 (7:30am - 5:30pm) 418-380-2400 (outside reg hrs; leave a message) ccq.gov.qc.ca	Emergency Services Environmental Control Devices
Assistant Director	<b>CNESST - Inspectors</b> 1-844-838-0808 <b>Hazardous Product Spills</b> Call 911 - ask for HAZMAT service	<b>UTILITIES</b> Electricity/gas		<b>ACRP-CAPC:</b> List of professional conservators capc-acrp.ca <b>www.cchcc-qc.ca</b>	Equipment For Handling Artefacts
Member 1	Local Hospital	Telephone	Local gov. association(s)	<b>EMERGENCY SERVICE PROVIDERS</b> Cleaning/Disinfection	Exterminator Freezer Space
Member 2	Info Santé CLSC 811 Provincial Public Health Department 418-650-5115 Regional Public Health Department	Water		Dehumidification Services (Building)	Generators, Pumps, Vacuums
Member 3	<b>Poison Control</b> 1-800-463-5060 <b>Red Cross</b> 1-800-363-7305	Internet provider	Regional University/Archives Office	<b>MATERIAL EQUIPMENT AND SERVICES)</b>	Industrial Hygienist (Mold Identification and Air Quality Evaluation)
Member 4	<b>Hydro-Québec</b> (outages/emergencies) 1-800-390-2424 <b>Plumber, electrician</b> <b>Gas metropolitan</b> Génie 1-800-361-8003 IT Management	Elevators Security/fire system provider(s)	National Archives Regional Office	Communication Equipment	Packing Materials
Team Leader				Conservation Materials	Refrigerated Trucking Service
Member 1			ARIA International 913-444-9174 844-565-2120	Data Recovery Service	Rentals: Folding Tables And Chairs
Member 2				Document Recovery Services (Freeze-Drying)	Safety Clothing, First Aid
Member 3					Transportation Of Artefacts
Member 4					

Personalize any part of this document (headings, listings, terminology and contact information) to your institution/organization.

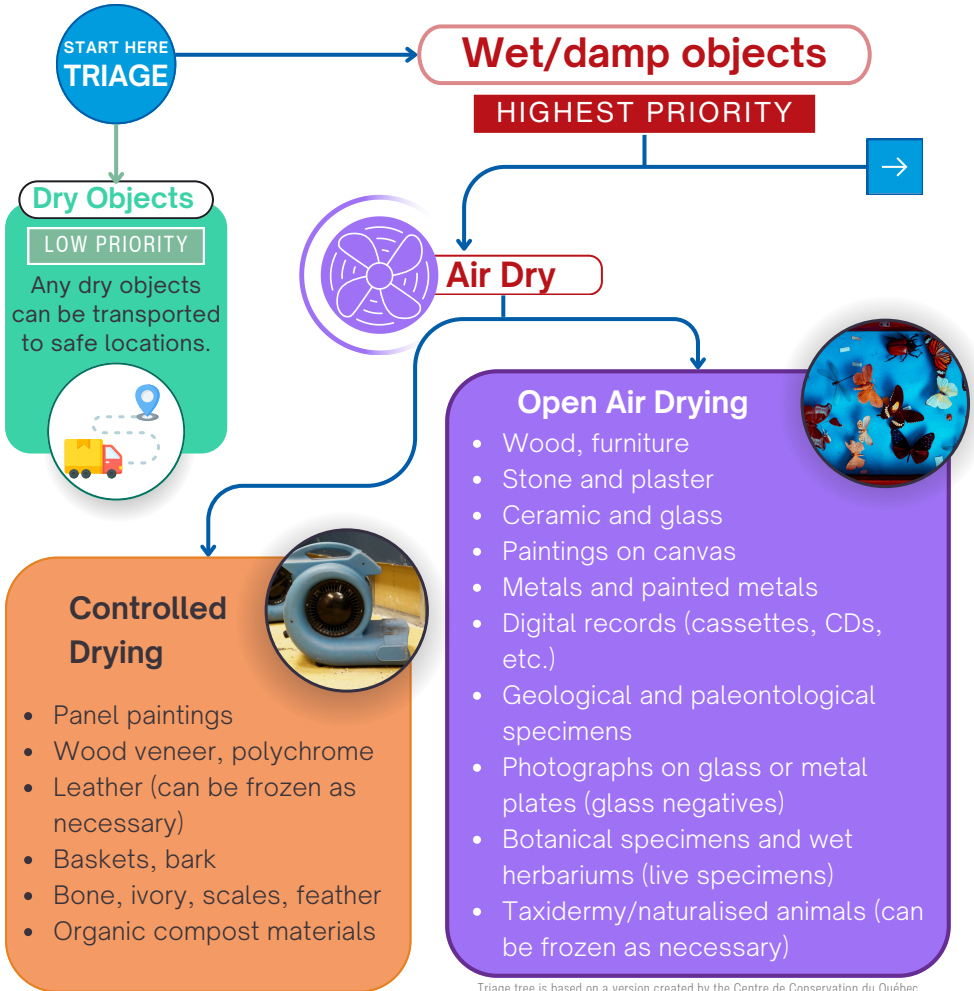
Template © 2024 Council of State Archivists (CSA) May be customized and reproduced for distribution free of charge with credit to CSA. Some resources provided by Centre de conservation du Québec.

<p><b>Pocket Response Plan™ (PRoP™)</b></p>	<p><b>Assessment, salvage, recovery</b> <b>Authorities must approve site access before continuing</b></p> <ul style="list-style-type: none"> <li>○ Restrict access to non-authorized personnel</li> <li>○ Ensure that all hazards are cleared before entry</li> <li>○ Assess and document (photos, videos, notes) damage to artefacts, holdings, buildings, information systems</li> <li>○ What type of emergency was it (fire, smoke, chemical, clean dry water, flood, humidity)?</li> <li>○ What areas are affected?</li> <li>○ How much/which parts of the collection are affected?</li> <li>○ What types of materials have been damaged?</li> <li>○ Are critical information systems functional/safe?</li> <li>○ Maintain security and restore security systems</li> <li>○ Protect at-risk collections with polyethylene</li> <li>○ Stabilize the environment at your facility to facilitate drying and minimize the spread of mould supplies</li> <li>○ Identify and gather emergency supplies</li> <li>○ Locations: <ul style="list-style-type: none"> <li>○ Contact aid partners</li> <li>○ Contact outside emergency service providers</li> <li>○ Begin salvage</li> <li>○ Report status to constituents</li> </ul> </li> </ul>	<p><b>Communications</b> <b>Establish and maintain channels of communication</b></p> <ul style="list-style-type: none"> <li>○ Establish communication with local and regional emergency services</li> <li>○ Communicate with employees/board members via the phone tree</li> <li>○ Contact insurance</li> <li>○ Contact partner businesses and local restorers for support</li> <li>○ Contact emergency service providers</li> <li>○ Verify available financial resources</li> <li>○ Contact news media and designate a key person to respond to the media</li> <li>○ Establish communication with appropriate local government networks</li> <li>○ Post emergency information and instructions on website/social media</li> <li>○ Contact risk manager and insurance agent</li> </ul> <p><b>Local/Regional Preservation Services</b></p> <p>Contact the conservation/preservation department of a major museum, library, or archives in your area for advice. Note that in many cases, these organizations can provide advice but not the work that needs doing itself.</p>	<p><b>Saving The Collection</b> <b>Preparing the rescue</b></p> <ul style="list-style-type: none"> <li>○ Gather the equipment and materials necessary in the event of a disaster</li> <li>○ Gather relevant documents (lists, inventories, files)</li> <li>○ Identify a safe and sanitary workspace to relocate objects to be saved, for stabilization and basic treatment.</li> <li>○ Prepare workspaces. Cover tables with polythene and cushioning materials. Activate ventilation.</li> </ul> <p><b>Rescuing collections</b></p> <ul style="list-style-type: none"> <li>○ Obtain appropriate permissions to enter the site from public safety authorities, public health department, etc.</li> <li>○ Protect undamaged artefacts</li> <li>○ Establish rescue priorities. Triage to prioritize items requiring immediate attention</li> <li>○ If necessary, draw up a plan for packing, identifying, and moving items to be evaluated.</li> <li>○ Establish a restoration program for damaged collections.</li> </ul>	<p><b>Collections Triage</b> <b>Step-by-Step:</b></p> <ul style="list-style-type: none"> <li>○ Assess the items in your collection; are the objects <b>wet/damp or dry?</b></li> <li>○ <b>Wet/Damp Objects</b> require immediate attention to prevent mould growth, distortion, or other types of deterioration. <ul style="list-style-type: none"> <li>○ Determine the appropriate drying method:</li> <li>○ Air Drying</li> <li>○ Controlled Drying</li> <li>○ Quick Freeze</li> <li>○ Freeze Drying</li> </ul> </li> <li>○ <b>Dry Objects:</b> Transport any dry object to a safe location away from potential threats.</li> </ul> <p><b>Special Considerations</b></p> <p>These items should not be frozen under any circumstances:</p> <ul style="list-style-type: none"> <li>○ Ceramic and glass</li> <li>○ Stone and plaster</li> <li>○ Antique slides</li> <li>○ Bone and ivory</li> <li>○ Paintings (canvas and panels)</li> <li>○ Furniture, polychrome woods</li> <li>○ Cinema film, microfiche, microfilm</li> <li>○ Digital records (cassettes, disks, CDs)</li> <li>○ Photographs or negatives on glass or metal plates</li> <li>○ Wet specimens, geological and paleontological specimens</li> </ul>	<p><b>Collections Triage:</b> <b>The Best Method for Materials</b></p> <ul style="list-style-type: none"> <li>○ Air Dry: Wood, furniture, Stone and plaster, Ceramic and glass, Paintings on canvas, Metals and painted metals, Digital records (cassettes, CDs, etc.), Geological and Paleontological specimens</li> <li>○ Photographs on glass or metal plates (glass negatives), Botanical specimens and wet herbariums (live specimens), Taxidermy/naturalized animals (can be frozen as necessary)</li> <li>○ Controlled Drying: Panel paintings, Wood veneer, polythene, Leather (book covers), Bone, ivory, scales, Baskets, Organic compost materials, feathers, Organic compost materials</li> <li>○ Freeze Drying: Botanical specimens and herbariums, Documents, works of art on paper, books, Taxidermy/naturalized animals, Modern photographs, textiles</li> <li>○ Quick Freeze: Textiles, Wet taxidermy/naturalized animals, Film (acetate and cellulose nitrate), Documents, works of art on paper, books, Wet botanical specimens and wet herbariums, Photographic prints and negatives, modern slides dried if these objects can be air dried if they are available to dry within 48 hours.</li> </ul>
---	--	--	--	---	--



# Collections Triage

Use this triage tree quickly begin salvaging water-damaged objects during an emergency. Triageing shouldn't take much time, and it'll help you prevent further damage and increase the chances of successfully recovering items in your collections.



Triage tree is based on a version created by the Centre de Conservation du Québec.



## Quick freeze

Note: All of these objects can be air dried if there is time, space, and labour available to dry within 48 hours.

- Textiles
- Wet taxidermy/naturalised animals
- Film (acetate and cellulose nitrate)
- Documents, works of art on paper, books
- Wet botanical specimens and wet herbariums
- Photographic prints and negatives, modern slides



## Freezing in small quantities and open air drying

- Photographic prints and negatives, modern slides
- Film (acetate and cellulose nitrate)



## Freeze drying

- Botanical specimens and herbariums
- Documents, works of art on paper, books
- Taxidermy/naturalised animals
- Modern photographs
- Textiles



## DO NOT FREEZE

- Ceramic and glass
- Stone and plaster
- Antique slides
- Photographs or negatives on glass or metal plates
- Wet specimens, geological and paleontological specimens
- Bone and ivory
- Paintings (canvas and panels)
- Furniture, polychrome woods
- Cinema film, microfiche, microfilm
- Digital records (cassettes, disks, CDs)

# Phone Tree



In an emergency, a phone tree ensures fast, coordinated communication among staff and volunteers. Each person contacts a few others, spreading critical information quickly and clearly. Use this template to customize your team's contact list and ensure everyone stays informed.

<p><b>PRIMARY COORDINATOR</b></p> <p>Name <input type="text"/></p> <p>Number <input type="text"/></p>	<p><b>EMERGENCY RESPONSE TEAM</b></p> <table border="1"> <tr> <td data-bbox="456 544 721 667"> <p><b>SECONDARY COORD.</b></p> <p><input type="text"/></p> <p><input type="text"/></p> </td> <td data-bbox="732 544 1001 667"> <p><b>CLIMATE</b></p> <p><input type="text"/></p> <p><input type="text"/></p> </td> </tr> <tr> <td data-bbox="456 676 721 794"> <p><b>RESCUE</b></p> <p><input type="text"/></p> <p><input type="text"/></p> </td> <td data-bbox="732 676 1001 794"> <p><b>DOCUMENTATION</b></p> <p><input type="text"/></p> <p><input type="text"/></p> </td> </tr> <tr> <td data-bbox="456 804 721 922"> <p><b>PURCHASES</b></p> <p><input type="text"/></p> <p><input type="text"/></p> </td> <td data-bbox="732 804 1001 922"> <p><b>WELL-BEING</b></p> <p><input type="text"/></p> <p><input type="text"/></p> </td> </tr> <tr> <td data-bbox="456 932 721 1050"> <p><b>INVENTORY</b></p> <p><input type="text"/></p> <p><input type="text"/></p> </td> <td data-bbox="732 932 1001 1050"> <p><b>SUB. DOC.</b></p> <p><input type="text"/></p> <p><input type="text"/></p> </td> </tr> </table>		<p><b>SECONDARY COORD.</b></p> <p><input type="text"/></p> <p><input type="text"/></p>	<p><b>CLIMATE</b></p> <p><input type="text"/></p> <p><input type="text"/></p>	<p><b>RESCUE</b></p> <p><input type="text"/></p> <p><input type="text"/></p>	<p><b>DOCUMENTATION</b></p> <p><input type="text"/></p> <p><input type="text"/></p>	<p><b>PURCHASES</b></p> <p><input type="text"/></p> <p><input type="text"/></p>	<p><b>WELL-BEING</b></p> <p><input type="text"/></p> <p><input type="text"/></p>	<p><b>INVENTORY</b></p> <p><input type="text"/></p> <p><input type="text"/></p>	<p><b>SUB. DOC.</b></p> <p><input type="text"/></p> <p><input type="text"/></p>
<p><b>SECONDARY COORD.</b></p> <p><input type="text"/></p> <p><input type="text"/></p>	<p><b>CLIMATE</b></p> <p><input type="text"/></p> <p><input type="text"/></p>									
<p><b>RESCUE</b></p> <p><input type="text"/></p> <p><input type="text"/></p>	<p><b>DOCUMENTATION</b></p> <p><input type="text"/></p> <p><input type="text"/></p>									
<p><b>PURCHASES</b></p> <p><input type="text"/></p> <p><input type="text"/></p>	<p><b>WELL-BEING</b></p> <p><input type="text"/></p> <p><input type="text"/></p>									
<p><b>INVENTORY</b></p> <p><input type="text"/></p> <p><input type="text"/></p>	<p><b>SUB. DOC.</b></p> <p><input type="text"/></p> <p><input type="text"/></p>									
<p><b>SECURITY</b></p> <p>Number <input type="text"/></p>	<p><b>PARTNERS</b></p> <table border="1"> <tr> <td><input type="text"/></td> <td><input type="text"/></td> </tr> <tr> <td><input type="text"/></td> <td><input type="text"/></td> </tr> </table>		<input type="text"/>	<input type="text"/>	<input type="text"/>	<input type="text"/>				
<input type="text"/>	<input type="text"/>									
<input type="text"/>	<input type="text"/>									
<p><b>ALTERNATE COORDINATOR</b></p> <p>Name <input type="text"/></p> <p>Number <input type="text"/></p>	<table border="1"> <tr> <td data-bbox="456 1225 721 1343"> <p><b>ROLE</b></p> <p><input type="text"/></p> <p><input type="text"/></p> </td> <td data-bbox="732 1225 1001 1343"> <p><b>ROLE</b></p> <p><input type="text"/></p> <p><input type="text"/></p> </td> </tr> <tr> <td data-bbox="456 1353 721 1471"> <p><b>ROLE</b></p> <p><input type="text"/></p> <p><input type="text"/></p> </td> <td data-bbox="732 1353 1001 1471"> <p><b>SUB. CLIMATE</b></p> <p><input type="text"/></p> <p><input type="text"/></p> </td> </tr> </table>		<p><b>ROLE</b></p> <p><input type="text"/></p> <p><input type="text"/></p>	<p><b>ROLE</b></p> <p><input type="text"/></p> <p><input type="text"/></p>	<p><b>ROLE</b></p> <p><input type="text"/></p> <p><input type="text"/></p>	<p><b>SUB. CLIMATE</b></p> <p><input type="text"/></p> <p><input type="text"/></p>				
<p><b>ROLE</b></p> <p><input type="text"/></p> <p><input type="text"/></p>	<p><b>ROLE</b></p> <p><input type="text"/></p> <p><input type="text"/></p>									
<p><b>ROLE</b></p> <p><input type="text"/></p> <p><input type="text"/></p>	<p><b>SUB. CLIMATE</b></p> <p><input type="text"/></p> <p><input type="text"/></p>									
<p><b>SECONDARY COORDINATOR</b></p> <p><input type="text"/></p> <p><input type="text"/></p>										
<p><b>BUILDING CARETAKER</b></p> <p><input type="text"/></p> <p><input type="text"/></p>										

Add any additional roles and contacts on this page.

[ ]	
[ ]	[ ]

[ ]	[ ]
[ ]	[ ]
[ ]	[ ]
[ ]	[ ]

[ ]	
[ ]	[ ]

[ ]	[ ]
[ ]	[ ]
[ ]	[ ]
[ ]	[ ]

[ ]	
[ ]	[ ]

[ ]	[ ]
[ ]	[ ]
[ ]	[ ]
[ ]	[ ]

Interns, part-time employees, and assistants must be contacted by their supervisors unless otherwise stated in the phone tree.

## Managing risk is an ongoing process



Monitoring and periodically reviewing potential threats should form part of any heritage institution's policy.

Safe and secure operations include these basic practices:

1. Conduct regular building and site inspections to identify potential hazards.
2. Consult fire and police services for guidance;
3. Ensure your facility blueprints and site plans are current, and copies are stored off-site, including with local emergency-service agencies;
4. Store objects on shelving secured to walls or floors;
5. Elevate collections at least 10-15 cm off the floor when possible;
6. Store fragile and valuable documents in watertight polypropylene boxes.
7. Keep basic emergency supplies onsite, including a first-aid kit and flashlights;
8. Train staff and volunteers in emergency response.
9. Build a list of alternate storage and drying spaces for quick relocation of collections.



# Services and Suppliers


When collections are at risk, fast access to supplies and expert services is essential. This list provides contacts for drying equipment, conservation supplies, and professionals who can assist with recovery efforts.

If possible, arrange in advance with local suppliers—especially in small communities where they may be aware of disasters quickly. Established connections and plans mean faster access to supplies. Prioritize speed over source to minimize damage and ensure a quicker, more effective response.

	TYPE	COMPANY	CONTACT
General Equipment Suppliers	Department stores	THE BAY <i>thebay.com</i>	1-800-521-2364
	Office supply	BUREAU EN GROS <i>bureauengros.com</i>	1 888-782-7537
		Denis Office Supplies and Furniture <i>denis.ca</i>	1-800-338-5567
	Artist supplies	DESERRES <i>deserres.ca</i>	1-800-363-0318
	Hardware	COOP ZONE <i>zone.coop</i>	1-866-851-2600
		CANADIAN TIRE <i>canadiantire.ca</i>	1-866-746-7287
LEE VALLEY TOOLS <i>leevalley.com</i>		1-800-267-8767	
RONA L'ENTREPÔT <i>rona.ca</i>		1-866-283-2239	
Specialized Equipment Suppliers	Environmental monitoring and control equipment  <i>*See hardware/ department stores: Fans, heaters, dehumidifiers and humidifiers</i>	CARR MCLEAN (ON) <i>carrmclean.ca</i> <i>Hygrothermographs, hygrometers, lux meters</i>	1-800-268-2123
		HOSKIN SCIENTIFIC <i>hoskin.ca</i> <i>Hygrothermographs, psychrometers</i>	1-866-520-5267
		D. DROLET INSTRUMENTATION <i>ddins.com</i> <i>Data loggers, smart readers</i>	1-514-768-7676
	Storage cabinets for flammable substances	GRAINGER-CANADA <i>Grainger.ca</i>	1-800-463-6798
		CANADAWIDE SCIENTIFIC (ON) <i>canadawide.ca</i>	1-800-267-2362
FISHER SCIENTIFIC <i>fishersci.ca</i>		1-800-234-7437	






TYPE	COMPANY	CONTACT
Brushes, paintbrushes, etc. <i>*See Hardware and Artists' Supplies</i>	CARR MCLEAN (ON) <i>carrmclean.ca</i>	1-800-268-2123
Fireproof safes and filing cabinets <i>*See Office supply, Small safes</i>	CHUBB SAFES' FILING CABINETS <i>chubb safes.com</i> <i>Sold via Gunnebo Canada, Montreal</i>	514-636-4900
Waterproof containers, boxes and bags <i>*See Hardware</i>	EMBALLAGES L.P. AUBUT <i>lpaubut.com</i> <i>Ziploc bags, plastic bags, plastic boxes</i>	1-866-572-8288
Absorbent pads for fat, flooding, or solvent leaks	GRAINGER-CANADA <i>grainger.ca</i>	1-800-463-6798
	CANADAWIDE SCIENTIFIC (ON) <i>canadawide.ca</i>	1-800-267-2362
	FISHER SCIENTIFIC <i>fishersci.ca</i>	1-800-234-7437
Insect and pest control equipment	LEE VALLEY TOOLS <i>leevalley.com</i> <i>Glue traps</i>	450-978-3003
Fire and intruder detection equipment	MAHEU & MAHEU <i>maheu-maheu.com</i>	1-800-463-2186
Communication equipment	CTM QUÉBEC <i>ctmmobile.com</i> <i>Walkie talkie rental</i>	1-800-563-2911
Equipment/materials for maintenance and cleaning <i>*See hardware</i>	ULINE <i>uline.ca</i>	1-800-295-5510
Plastic films, nets, tarpaulins  <i>*See Hardware and Office Supplies; Labels, self-adhesive tape, tie-wraps, etc.</i>	BUNZL CANADA <i>bunzldistribution.com</i> <i>Polyethylene rolls, bubble wrap</i>	418-687-1411
	CARR MCLEAN (ON) <i>carrmclean.ca</i>	1-800-268-2123
	EMBALLAGES L.P. AUBUT <i>lpaubut.com</i>	1-866-572-8288
	COROPLAST PACKAGING <i>coroplast.com</i>	1-800-361-5150
	CASCADES <i>casca des.com</i>	838-267-3774
Electric generators, wet/dry vacuums, portable water pumps <i>*See Hardware</i>	ÉQUIPEMENT L.A.V. <i>lav.qc.ca</i> <i>Rental</i>	418-681-7346
	GRAINGER-CANADA <i>Grainger.ca</i>	1-800-463-6798
	CARR MCLEAN (ON) <i>carrmclean.ca</i> <i>3M vacuum cleaner with HEPA filter, tested for mould sampling</i>	1-800-268-2123
Mould-fighting materials <i>*See Hardware</i>	FISHER SCIENTIFIC <i>fishersci.ca</i> <i>Ethanol</i>	1-800-234-7437
	GREENFIELD GLOBAL <i>greenfield.com</i> <i>Ethanol</i>	905-790-4575




TYPE	COMPANY	CONTACT
Conservation equipment	CARR MCLEAN (ON) <i>carrmclean.ca</i>	1-800-268-2123
Smoke and soot removal equipment <i>*See artist supplies stores/ Erasers</i>	CARR MCLEAN (ON) <i>carrmclean.ca</i> <i>Chemical sponges, erasers</i>	1-800-268-2123
	FIRST ONSITE PROPERTY RESTORATION <i>firstonsite.com</i>	514-931-7789  1-800-622-6433
Absorbent paper, uninked newsprint; Waxed paper and siliconized paper <i>*See Hardware, grocery and department stores Wax paper, parchment, paper towels and Artist supplies stores Newsprint</i>	CARR MCLEAN (ON) <i>carrmclean.ca</i> <i>Blotting paper</i>	1-800-268-2123
	Industrial paper mills and local newspapers can be a good source of uninked newsprint.	
Safety signs	GRAINGER-CANADA <i>Grainger.ca</i>	1-800-463-6798
Folding tables and chairs	LOU-TEC <i>loutec.com</i>	1-866 774-4188
Canvas, fabrics and protective covers <i>*See Department stores</i>	CARR MCLEAN (ON) <i>carrmclean.ca</i> <i>Hollytex®, Reemay®, etc.</i>	1-800-268-2138
	TITAN SAFETY PRODUCTS <i>Tyvek® on a roll</i>	1-800-267-2167
First-aid kits <i>*See Hardware</i>	GRAINGER-CANADA <i>grainger.ca</i>	1-800-463-6798
	DUFORT ET LAVIGNE <i>dufortlavigne.com</i>	1-800-361-0655
	MEDLINE CANADA <i>medline.ca</i>	1-800-268-2848
Protective clothing	GRAINGER-CANADA <i>grainger.ca</i> <i>Gloves, lab coats, aprons, goggles, hearing/face protection, masks, respirators, HEPA® filters, boots, Tyvek® clothing, coveralls</i>	1-800-463-6798
	CANADAWIDE SCIENTIFIC (ON) <i>canadawide.ca</i> <i>Gloves, lab coats, aprons, goggles, hearing/face protection, masks, respirators, HEPA® filters, boots, Tyvek® clothing</i>	1-800-267-2362
	ÉQUIPEMENT DE SÉCURITÉ DUBERGER <i>Helmets, gloves, goggles, masks, boots</i>	418-687-2261
	FISHER SCIENTIFIC (ON) <i>fishersci.ca</i>	1-800-234-7437
	MAGASIN LATULIPPE <i>latulippe.com</i>	1-877-529-0024

TYPE	COMPANY	CONTACT	
Disaster recovery Industrial dehumidification Building and equipment cleaning Biodecontamination	DRYCO GROUP <i>drycogroup.ca</i>	1-866-486-0919 1-866-486-0911 	
	ENTREPRISES ROSCO	514-931-7789 1-800-867-6726	
	FRANK LANGEVIN <i>franklangevin.ca</i>	418-871-7903	
	GUS GROUPE URGENCE SINISTRE <i>gus.ca</i> <i>Network of emergency restoration professionals</i>	1-800-361-0911 	
	MUNTERS (ON) <i>munters.com</i> <i>Moisture, climate control, dehumidifying service</i>	905-564-6466	
	POLYGON <i>polygongroup.ca</i>	514-326-0555 1-888-702-4782 	
	QUALINET <i>Qualinet.ca</i> <i>Post-disaster cleaning</i>	418-666-6666 1-888-715-9911 	
	SINISCO <i>sinisco.com</i> <i>Mould identification and air quality assessment</i>	418-681-2231 1-800-361-8808 	
	LAB1 <i>lab1.ca</i> <i>Biodecontamination Specialist</i>	438-377-5706	
	Advice on preventive conservation and restoration of objects and restorers	CANADIAN ASSOCIATION FOR CONSERVATION OF CULTURAL PROPERTY (ON) <i>cac-accr.ca</i>	613-231-3977
		CANADIAN ASSOCIATION OF PROFESSIONAL CONSERVATORS (ON) <i>capc-acrp.ca</i>	
		CANADIAN CONSERVATION INSTITUTE (ON) <i>canada.ca/en/conservation-institute</i>	1-866-998-3721
	Advice on safety	COMISSION DES NORMES, DE L'ÉQUITÉ, DE LA SANTÉ ET DE LA SÉCURITÉ DU TRAVAIL CNESST <i>cnesst.gouv.qc.ca</i>	1-844-838-0808
	Moving artwork	ART SOLUTION ET BRISSON DÉMÉNAGEMENT <i>legroupebrisson.com</i>	450-973-9668
CARTGO SERVICES MUSÉOLOGIQUES <i>cartgo.ca</i>		514-223-0850 CELL: 514-575-3622	
DOLBEC INTERNATIONAL <i>dolbec-intl.ca</i>		1-855-688-9115	
GRUES J.L.R. <i>gruesjlr.ca</i> <i>Moving large structures</i>		418-527-7786	
PACART <i>pacart.ca</i>		514-334-5858	



TYPE	COMPANY	CONTACT
Building and equipment disinfecting	AIR-PRO VENTILATION <i>Disinfection of heating, ventilation and air conditioning systems</i>	418-841-0796
	GUS GROUPE URGENCE SINISTRE <i>gus.ca</i> <i>Network of emergency restoration professionals</i>	1-800-361-0911 
	SINISCO <i>sinisco.com</i> <i>HVAC</i>	1-800-361-8808 
	MAHEU&MAHEU <i>maheu-maheu.com</i>	1-800-463-2186
Freezer storage	CONGEBEC <i>congebec.com</i>	1-877-683-3491
Mould, insect and rodent Identification	AIR-PRO VENTILATION <i>Mould identification and air quality assessment</i>	418-841-0796
	SINISCO <i>sinisco.com</i> <i>Mould and air quality assessment</i>	1-800-361-8808 
	MAHEU&MAHEU <i>maheu-maheu.com</i> <i>Insect and rodents</i>	1-800-463-2186
	DIRECTION DES TECHNOLOGIE DE L'INFORMATION MCC <i>assistance.technologique@mcc.gouv.qc.ca</i>	418-380-2313
Photo laboratories	EASTMAN KODAK CO. (NY) <i>kodak.ca</i>	1-800-822-1414
	GLOBALIMAGE <i>globalimage-inc.com</i> <i>Disaster recovery of microfilm/microfiche</i>	418-686-4442
Truck rental	ENTERPRISE TRUCK RENTALS <i>enterprisetrucks.ca</i>	1-888-736-8287
Material handling equipment rental	ÉQUIPEMENT L.A.V. <i>lav.qc.ca</i> <i>Emergency generators, tools, forklifts</i>	418-681-7346
	SIMPLEX TOOL RENTAL CENTER <i>simplex.ca</i>	1-800-361-1486
Object drying	QUALINET <i>Qualinet.ca</i> <i>Cryogenic chamber</i>	418-666-6666 1-888-715-9911 
	ROSCO LE GROUPE <i>Vacuum air-drying or freeze-drying</i>	1-800-867-6726
	MUNTERS (ON) <i>munters.com</i> <i>Drying by dehumidification</i>	905-564-6466
	POLYGON RESTORATION <i>polygongroup.ca</i>	514-326-0555 1-888-702-4782 

TYPE	COMPANY	CONTACT
Locksmiths	BÉDARD SÉCURITÉ <i>Bedard-securite.com</i>	1-888-849-2999
	SERRURIER BLANCHET <i>serrurierblanchet.com</i>	418-623-3814
Security services	SÉCURITÉ SIROIS <i>securitesirois.com</i>	1-866-692-4137
	SERVICES MCKINNON <i>servicesmckinnon.com</i>	581-742-1222
	SECURITAS <i>securitas.ca</i>	1-800-268-0545
Refrigerated truck transport	MORNEAU BOREA <i>GroupeMorneau.com</i> <i>Refrigerated freight and storage</i>	418-681-1212
	THERMO KING EASTERN CANADA <i>ThermoKing.ca/Quebec</i>	418-653-0863 

List adapted, translated and modified (with additions) from Centre de Conservation du Québec Appendix 2: Suppliers of Equipment and services 2022

## Did you know...

### Emergency advice is available to Canada's heritage community!

In the aftermath of a fire, flood, earthquake or other catastrophe, call the Canadian Conservation Institute (CCI), day or night, at:

**1-866-998-3721**

*press 0 for Security*

Inform the operator you have an emergency to ensure your call is given priority.



*If onsite conservation assistance is required, contact the Canadian Association of Professional Conservators at [capc-acrp.ca](http://capc-acrp.ca)*

Source: Canada.ca > Canadian Conservation Institute



## Quebec Anglophone Heritage Network



3355 College, Sherbrooke, Quebec, J1M 0B8



819-564-9595



home@qahn.org



**QAHN.ORG**